

## **2011 Visual Arts**

### **The Reflective Journal**

The Reflective Journal is a body of work reflecting the candidate's exposure to the theory, process and practice of Visual Arts with special reference to the Expressive Forms studied. The Journal must show evidence of research undertaken inclusive of samples, photographs, interviews, critiques, descriptive and personal statements and reflections.


The Journal should contain approximately 1000 words and must be presented in a format no smaller than 21cm x 30cm and no larger than 30cm x 40cm.

On completion of the Reflective Journal, the students should have acquired:

1. knowledge of:
  - aspects of Visual Arts in the Caribbean through a study of the work done and techniques used by artists and craft persons;
  - facts relevant to the topic of study;
  - description, interpretation and evaluation of artwork studied;
2. critical thinking and problem solving skills, in particular the ability to
  - identify and define problems related to art materials and processes;
  - analyze evidence and arrive at a personal opinion and solution;
  - interpret, compare, contrast and evaluate text and visual material;
3. attitudes, feelings and sensibilities, so that the student is open-minded enough to examine alternative ideas rationally and to change position when the evidence warrants it;
4. social and research skills, including the ability to:
  - work independently;
  - use a variety of research sources;
  - select and organize visual material relevant to written content;
  - compile and present a journal that is logical, organized and legible using skills in illustration and layout.

The total mark assigned to the Journal is 90.

# Showcasing Agriculture Through The Visual Arts



# Reasons Why The Theme Was selected

## **REASONS WHY THE THEME WAS SELECTED**

I will start off by saying that I do believe that at first glance, not many persons would be able to see a connection between art and agriculture. However, I find this area rather interesting because agriculture inspires me and gives energy to my creative mind.

It allows me to express myself in a myriad of ways. Through this reflective journal I hope to show the "Art of Agriculture", as I see it. Interweaving the topic with visual arts in such an evocative manner can bring about interesting and varied pieces.

When I look out across the landscape, I am able to see lush vegetation, livestock and scenic beauty. It nurtures the human spirit to create great artistic expressions. The artist will be able to produce permanent collection of fine art based on, stimulated by, and portraying agriculture.

For me, I enjoy doing artwork both indoors and outdoors. What I behold becomes beautiful in my eyes whether it is a landscape, livestock, still life of fruits/vegetable, or tools used in agriculture. The element of design such as colour, texture, shape, pattern among others are tremendous in this area.

At the end of it all, the beauty is what I am challenged to convey.

**Background Information Relating To The Theme And Expressive Forms.**

## **BACKGROUND INFORMATION RELATED TO THE THEME AND EXPRESSIVE FORMS.**

I will look at agriculture in a Caribbean context. Agriculture in the Caribbean is a varied and interesting one.

The Caribbean boasts a wide assortment of agriculture plants and vegetation ranging from exotic fruits, vegetables and herbs, to ground provisions and root crops.

Most Caribbean islands experience regular rainfall which contributes to growing fresh vegetable and fruits.

Farm life captures animals and man in a productive environment. The tools, materials and equipment used in agriculture also are of great value to this sector.

Over the centuries, agriculture has inspired many artist and photographers. They have all sought to capture the many aspects of agriculture. From the majestic beauty of an old sprawling dried up tree to healthy sturdy branches producing fruits and leaves. Delicate foliage, petals and running vines can produce large massive fruits. Food which embodies the elements and principles of art in its essence lines, shapes, texture, colour, form, and pattern are displayed in their splendour and repetition, movement, balance and unity are highlighted.

The intertwining of the vines, the shapes of the leaves and the texture of a strawberry can lend themselves to creating different expressive forms.

As I draw, I react to my environment, and my feeling. The Caribbean boasts a wealth of vegetation, of agricultural produce, and agricultural paraphernalia.

The Caribbean islands also show considerable variety. Some islands still remain almost wholly agricultural, while others turned briskly to 20th century trade and industry. Some have striven, bloodily or peacefully for freedom, while others have remained colonies but whatever the state of their economies or government, they dazzle the visitor with their vivid natural beauty and vegetation.

The drenching showers that keep the islands fertile on every side, are vivid colours from rich blues of sea and sky, to the fiery punctuation of tropical blossoms on a dozen shade of luxuriant green cane fields.

I have selected the expressive forms of **drawings**; and **painting and mixed media** to bring out my theme.

I feel that these two expressive forms lend themselves very well to the creative, artistic & aesthetic beauty of nature itself.

**DRAWING** - I have choosen the expressive form of **drawing** because I enjoy both **drawing** indoors and outdoors.

I love to draw still life composition; by examining, studying and observing things carefully. I see what materials objects and things are made of and I can transfer thes lines, shape, sizes, textures, colour and patterns of the objects on paper in a three dimensional manner.

The expressive form of **drawing** tends to capture quite vividly, the images of the subject matter in a detailed mannner. Therefore, I can display a replica of the actual things being drawn using any **drawing** medium such as, pencil or coloured crayon among others; as well as a combination of **drawing** media.

**PAINTING AND MIXED PAINTING**- The reason why I choose **painting and mixed media** is because it allows me as individual to interpret things, emancipate my mind and build up my imagination. Through this expressive form, I can express my thoughts, ideas, moods and feeling in my art pieces.

This expressive form can be easily hinged to my theme, "**Showcasing Agriculture through The Visual Arts,**" because I can depict or create images or sceneries relating to the farm. I can also create images using the animals of the farm, such as a rooster to a focal point. I can apply the elements and principles of art to bring it out lines, texture, shape, colour, repetition, rhythm and harmony to make the piece interesting.

I can also apply different media in my **painting and mixed media** pieces such as collage, painting, printing as well as abstract compositions. For example, by incorporating the collage technique in my work, I can bring the pieces alive and make them very interesting. Warm and cool colours can be utilized for the background of the pieces to bring them out. I can also use the art styles whether it is surrealism, pointillism, cubism or realism to give different styles to the work.

# Student's Artwork Production

# STUDENT'S ARTWORK PRODUCTION



## EXPRESSIVE FORM # 1 – DRAWING

### Idea, Preparation, Techniques, Materials, And Media used.

While preparing for all my drawing pieces, I had to obtain/gather objects relating to my theme "Showcasing Agriculture through the Visual Arts." I choose object of varying shapes, textures and sizes so I can make my still life compositions very interesting.


I first started with this art piece but I wasn't satisfied and please with it at all so I remove all these item beside the basket so I had arrange various vegetable along with the basket which was entitled "Vegetable from the market."

#### **Preliminary works**



**PIECE # 1 Title: An arrangement of a variety of vegetables with  
Basket entitled, "Vegetables from the market"**

**Completed work**



**Medium: Prisma mixed with Crayola coloured  
Pencil crayons. Year: 2011.**

For this **drawing** piece, I arranged variety of vegetables such as red sweet pepper, a green sweet pepper cut in half, onion, tomatoe, escallion and egg plant, a knife and a basket was also place in this setting.

Before proceeding I position the larger items in the back which was the basket and the smaller item in the front to make the setting very intersting to draw. I clearly observed the size, texture and shape of each of the objects before attempting to draw and I mainly focused on the intertwining pattern on the basket. The Red sweet pepper was arranged at the left side of the setting accompanied by the egg plants and an onion along with a basket in the back of eggplant. The knife handle was placed on the surface area with the blade place on top of the onion and the tomatoe

was placed on the right side along with a green sweet pepper cut in half. Also an escallion was set in front on the onion with the carrot tip lying on the knife blade.

When producing the drawing on paper I first lightly drew the basic structure of each object then I mainly focused on the sizes of the objects in terms of the length and width of the object and the texture/ pattern that each object has. I also observed how sections of some objects over lapped each others.

After drawing the basic structure of the objects, I neatly washed the paper with a light colour and I took in consideration the materials that each item are made of so that I can colour them as is realistically. Also the texture on the surface area of each object was carefully examined and applied.


While colouring the objects, I coloured depending on the shape of the object. I applied my neutral colours in this piece , black and white to give the work life. I shaded from light to dark utilizing my tonal value and utilising colour over colour. I work with the medaia such as pencil, prisma crayons and croyola.

While shading I encountered some difficulty with shading the onion. I added a flat purple colour which made the onion blend in to the eggplant .So then I started to get frustrated because I was not shading what I saw. I did not give up, although I had to be erasing quite often. This slowed me down along the way. However, to solve this problem, I erased the flat colour and added light orange, red and yellow which gave the onion a rich colour.


On the completion of this drawing piece, I lightly shaded in the cast shadow, then I used pencil to shade the surface area of the table in a horizontal way after which I used a soft yellow croyola for the background of the drawing, I shaded the background in a vertical way to fully complete my drawing. The completed work is shown above.

**PIECE # 2: Title An Arrangement of items, entitled, "Breakfast from the Farm."**

**Preliminary works**



**Completed Work**



**Medium: Pencil, Prisma mixed with Crayola coloured**

**Pencil crayons. Year: 2011.**

For this drawing piece, I arranged items such as a milk box, spatula, two eggs, a banana, and slices of oranges, tea cup and a sauce on a surface area. With all these items I had decided to call the piece **"Breakfast from the Farm"**.


Before proceeding I arranged the large item in the back which was the milk box and then I placed the smaller items in the front, so that the items could be seen and reach the target audience. The milk box was positioned on the left side of the table along with a spatula leaning on the box of milk which was accompanied by three brown eggs. Beside the eggs, I placed a saucer and tea cup with slices of oranges and half cut orange in front of the saucer. For the finishing touch I placed a ripe banana beside the saucer and tea cup which made the setting very interesting.

Before drawing the items I keenly observed the shapes, textures, colours and sizes of all the items. While drawing, I first sketched the basic structure of all the items lightly on a paper. After doing so I look keenly at the colour of the items and also look at where the light is hitting the items. I applied the technique that I was taught such as gradual blending in my drawing.

While shading I washed everything on the paper with a light colour either with a light blue or yellow. I shaded each of the items according to the material that they are made from. I also shaded with tonal value from light to dark. I utilized colour over colour in this piece so it can give me a rich colour (realistic feeling). I use the media such as pencil, prisma crayon and crayola and airbrush the three brown eggs.

On completion of the objects, I put in the cast shadow, then use pencil crayon to shade the surface area of the table in a horizontal way and then I use a soft blue crayola for the background of the drawing, I shaded the background in a vertical way to fully complete my drawing.

**PIECE # 3: Title Arrangement of Gardening tools and material and cane in pot, from the theme "Backyard gardening."**



**Medium: Prisma mixed with Crayola coloured**

**Pencil crayons. Year: 2011.**

For this drawing piece, I arranged items such as two gloves, hose, and a pot with sugar cane leaf, spray bottle, a cutting shear, small rake and a piece of sugarcane. With all these items I had decided to call this piece **"Backyard Gardening."**

Before proceeding I arranged the large items in the back which was the pot of cane leafs and then placed the smaller item in the front, so that the item could be seen and reach the viewers. The gloves was positioned on the left side of the table along with a shear which was accompanied by the water hose. Beside the shear I placed a spray bottle and a small rake. For the finishing touches I placed a sugar cane which was leaning on the pot of cane leafs which made the setting very interesting.

Before I drew, I also took in consideration the shapes, textures, colours and sizes of all the items. While drawing I first sketched the basic structure of all the items lightly on a paper. After doing so I look keenly at the colours of the items and also

looked at where the light was hitting the items. I also applied the techniques such as shading and gradual blending in the drawing.

While shading I washed everything on the paper with a light colour. I shaded each of the items according to the material that they are made from. I also shaded with tonal value from light to dark. I utilize colour over colour in this piece. I used media such as pencil, prisma crayon and croyola.

While working on this piece I encountered some minor difficulties involved in shading the pot, I shaded the pot in one flat back colour at first. I did not use any tonal value and I failed to observe where the light was really affecting the objects. However, I did not give up but realized, "the hardest way is the best way to go," so I erased that section of the pot where I had applied a flat black colour and I also observed where the light was coming from to affect the pot. I used a dark blue and black prisma crayon and I work with these two crayons, using my tonal value while observing and shading what I saw not what I merely believed to be there..When I was finished, I was surprised at what I had accomplished.

On completion of the objects ,I put in the cast shadow ,then used pencil crayon to shade the surface area of the table in a horizontal way and then I used a soft blue croyola for the background of the drawing, I shaded the background in a vertical way to fully complete my drawing.

## EXPRESSIVE FORM # 2

### Painting and Mixed Media.

#### **Idea, Preparation, Techniques, Materials, And Media used.**

While preparing for all my **painting and mixed media** pieces, I had to research for images that gave me inspiration in relation to my theme "**Showcasing Agriculture through the Visual Arts.**" Interpretations of the following themes were done.

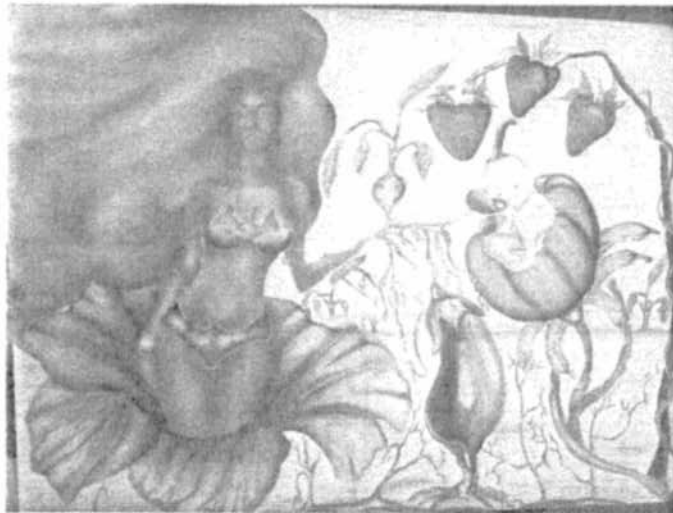
PIECE # 1 Title: A Scene From, "Mother Nature's Warmth"

#### **Preliminary work**



I first tried shading the hair in different shades of blue in the form of clouds, but then I thought of nature and shades of browns and green came in mind so I used the technique of air brush to spray the hair in a green colour to represent Mother Nature.

### Completed Work



**Medium:** Airbrush, Prisma mixed with Crayola coloured  
Pencil crayons. **Year:** 2011.

This art piece is based on the expressive form of **Painting and Mixed Media**. It is entitled "**Mother Nature's Warmth.**" When I began my research for this art piece I always keep my theme in mind "**Showcasing Agriculture through the Visua Art.**" During my researches I found great inspiration from the pictorial images that I saw while using the internet. I collected these pictorial images and used them as a reference/guide as I went along while completing this piece.

Before drawing and putting my feeling and thought on paper, I lightly sketched out the idea I wanted to portray to the viewer. I did a quick layout of what I wanted to draw on the paper. While doing this piece, I thought a lot. All I had on the paper was the woman and I didn't know what to do next so I sat down and thought about what to do in relation to my theme.

While thinking, my imagination was bursting with ideas, so I drew Mother Nature as the focal point. Mother Nature is coming out or emerging out of an hibicus flower with her hands made out of roots. The roots produced a ground root which is vegetable beets. The roots also forms a woman face. If you observe closely, the

eggplant is attached to the face forming a body. Through the running roots it forms an eggplant. The eggplant is forming a bottle in which the baby is coming from a pumpkin and he drinks from the eggplant. The pumpkin is representing the woman's womb but is taking the form of a rose. The bananas around the pumpkin are forming leaf petals and the tree on the right side of the paper has running vines around it which has strawberry growing from it.

I use the elements and principle in this **painting and mixed media**, the technique that I had used were prisma crayons, paint, crayola, airbrush which is a form of painting and print shading technique which was the women clothes. I also used gesture, gradually blended technique. The use of tonal value was great in this piece and I experiment colour over colour so the piece come out looking nice and intersting to the viewer eyes.

While shading this piece, I always washed the paper with a light colour. When continuing shading I encountered some difficulties in shading the strawberries. I didn't apply a soft pink wash before applying the red and I did not pay much attention to the texture on the strawberries, so the strawberry colour was flat. I then erased and added the soft pink crayon and payed attention to the texture. I had disciplined myself to get the task done.

To complete this piece, I shaded the ground like a sandy texture and added a blue background to fully complete this piece.

PIECE # 2: Title A View from your perspective



**Medium: paint, prisma mixed with Crayola coloured**

**Pencil crayons. Year: 2011.**

This art piece is based on the expressive form of **Painting and Mixed Media**. It is entitled “**A View from My perspective.**” When I began my research for this art piece I always kept my theme in mind, which is , “**Showcasing Agriculture through the Visua Art.**” During my researches I found great inspiration form the pictorial images that I saw while using the internet as a reference and guide me.

Before drawing and putting my feeling and thought on paper, I lightly sketched out the idea I wanted to portray to the viewer. I did a quick layout of what I wanted to draw on the paper. This piece is depicting an agriculture scenery, along the seaside where there are boats which fishermen use to go fishing. a light house stands on a cliff and a plantain tree at the left in the foreground of the scene. This piece has a house and poles in the middle background/ distance and the fore ground has a man who just came from farming and a woman carrying a fruit of

basket on her head. At the side of the canfield a goat is eating grass. The background was painted with a soft blue.

I used the techniques such as gradual blending and I also used the elements and principles of art. I worked with the media such as paint, crayola and prisma crayon.

In completion of this work, I painted the background in soft blue and I applied green for the ground.

**PIECE # 3: Title    King of the Farm**



**Medium: Prisma mixed with Crayola coloured**

**Pencil crayons. Year: 2011.**

For my third painting and mixed media piece I also did research on the internet for pictorial images so my mind could flow with ideas that would inspire me and give me a clear idea of what to do which is relating to my theme. I also consulted through magazines and books.

Before I proceeded I sketched and laid out what I wanted to draw very lightly on a paper so that if I was not satisfied with it I could erase it. In this piece I drew a rooster as the focal point on the right side of the paper which was accompanied by two little chicks. This piece also had a cow, windmill and a house on the left side of the paper.

After drawing every thing I started shading the rooster. I used lines on the rooster such as curve and straight line which I enjoyed colouring. I was so happy when I finished shading it because when I was done I was astounded at what I did or had accomplished in a few hours. I had put all my feeling in this piece and I was not fearful or frightened. I just did my best to shade and express myself. Truly I have never felt so overwhelmed. I felt like part of the rooster was part of me. That is how much I admired this piece. The elements were used as well as the principle of art in this work. I also shaded with tonal value. I worked with the media such as paint, prisma crayon and crayola and was not afraid to shade and apply colour over colour.

To finally finish this piece I painted the sky in white paint and different shades of blue paint to form the clouds and shade the ground with different shades of yellow green, blue and brown to form the grass.

**An Artist Who is Working In The Expressive Painting And Mixed Media.**

## AN ARTIST WHO IS WORKING IN THE EXPRES- SIVE FORM - DRAWING

**After carefully researching various artists in relation to this expressive form I decided to feature this artist by the name of Carlo Val train**




Carlo Val train was born in the beautiful island of Haiti (Port-Au-Prince). He is well known for his fascinating painting of lovely fruits, vegetable and landscape which he takes pride in painting.

He also paints intricate foliage, colorful birds and wildlife, abstracts and social commentary scenes depicting the difficulties of life in Haiti.


Carlo uses vivid colours in his paintings which make his artwork filled with life, and excitement, His pieces are interesting and very attractive based on his style of painting. He works with painting in most of his pieces. He uses tonal value in quite a realistic way and the element and principles of designs well handled in his artwork.

Carlo works with different media such as acrylic and makes his painting of still life drawing very interesting and he is not afraid to mix his colours.


## ART WORKS



“ Bread and Banana”




“pineapple”



“ sugarcane and banana”

## **BRIEF DESCRIPTION**



“BREAD AND BANANA”

## **Identification**

The title of this piece is “Bread and Banana” and the artist who did this work is Carlo Val train, as I observed this art piece I noticed that this art work is a still life


drawing/painting. In this piece there is a setting on a surface with plankton, bread, banana, avocado, lime and a plate. Their are various shades of green, brown, yellow and blue utilize in this piece and shapes, which you can see the lime has an circle or globular shape, the bread is cylindrical in shape and the plate is a square shape.

## Analysis

In this piece of work the artist use of various shade of colour from the range of light to dark (tonal value). The artist did not use one medium in his artwork but he made his work intensive and filles with vibrant colours which make this piece interesting. The avocado has a dark green to soft yellow, the bread has a soft yellow colour with some brown added to it and the bread also has a pale colour with some orange and brown apply to it. The background has a nice shade of red with the reflection of the shadow of the banana and bread on it.

## Critique

This piece is attractive to my eyes with it vivid shades of colours but the thing that I dislike about this piece is that the artist could have applied a little more brown on the banana to give it that rich banana feeling and to add some texture on the avocado to gave it life and work on the background more with a softer red and orange colour. I also love the choice or use of the colours he used in this art work.



“Pineapple”

### Identification

The title of this piece is “Pineapple” and the artist who did this work is Carlo Valtin. As I observed this art piece I notice that this art work is a still life drawing/painting. In this piece there is a setting on a surface with plate filled with pears and beside the plate on the right side there are sugar cane, pineapple and apples laid on a surface. There are various shades of green, brown, yellow, purple and orange utilized in this piece. While keenly observing this art piece I saw the use of different shapes. The apple has a circle or globular shape, the pineapple has an oval shape and the plate has a trapezium shape.

### Analysis

In this piece of art work the artist utilizes various shades of colour from the range of light to dark (tonal value). The artist did not work with only one medium in his artwork but he made his work intensive which makes this piece very interesting. The apple was painted from a dark green to soft yellow, the pear has a soft yellow colour with some brown added to it which gave it that gold and brownish colour, the sugar cane had a soft pink to purple added to it along with some white and the pineapple had some orange and red added to it along with yellow and green for the

leaf. The background has a nice shade of red, orange and yellow which gave you a warm feeling.

## Critique

This piece is attractive with its vivid shades of colours, pattern and texture utilise but the thing that I dislike about this piece is that the artist should have added more texture to the pineapple to bring out the pattern of the pineapple, the sugar cane look like mediocre work. It doesn't look realistic, he should have applied a little black and purple to it and the artist should have added a soft yellow to the background instead of the warm colours cause he make this piece feel like a sunset scenary but above that he handle the pears very well ,he gaved it a nice rich goldish paint colour which made it very intersting and it had caught my attention and I also love how he paint the apple very nicely and I also love how the artist utilised his tonal value in this work.

# **Statement of Reflection**

### Statement of reflection

My journey of visual arts through fourth form was quite challenging and exciting. During fourth form I learned that art does not mainly focus on drawing only but it involves a writing aspect. I had a lot of experience of drawing basic structures and shading in fourth form but my skills in colouring was not at the standard it should be. I was afraid to use colour over colour. I used to colour objects in a flat way and I wasn't quite observant. I used to let my fears of shading get in the way of my work so at the end of the day I never got the results I looked forward to. As I began to shade, I was given the most challenging and demanding work of my life.

On my way to fifth form I grasped some techniques and skills that I was taught in fourth form by my teacher. Fifth form was quite an adventurous period for me. I learned to overcome my fear and use colour over colour. My shading skill was improving as the day went by and I began to understand what drawing is all about, in terms of observing, shading, drawing basic structure and to be disciplined. I learned how to paint which was a great opportunity for me. I learned how to mix paint to get various shades of colour or medium. From my previous experiences from fourth to fifth I learned that if you do not discipline yourself and know what your goals are, you are on your own to the road of no success **"If you fail to prepare, you prepare to fail."**

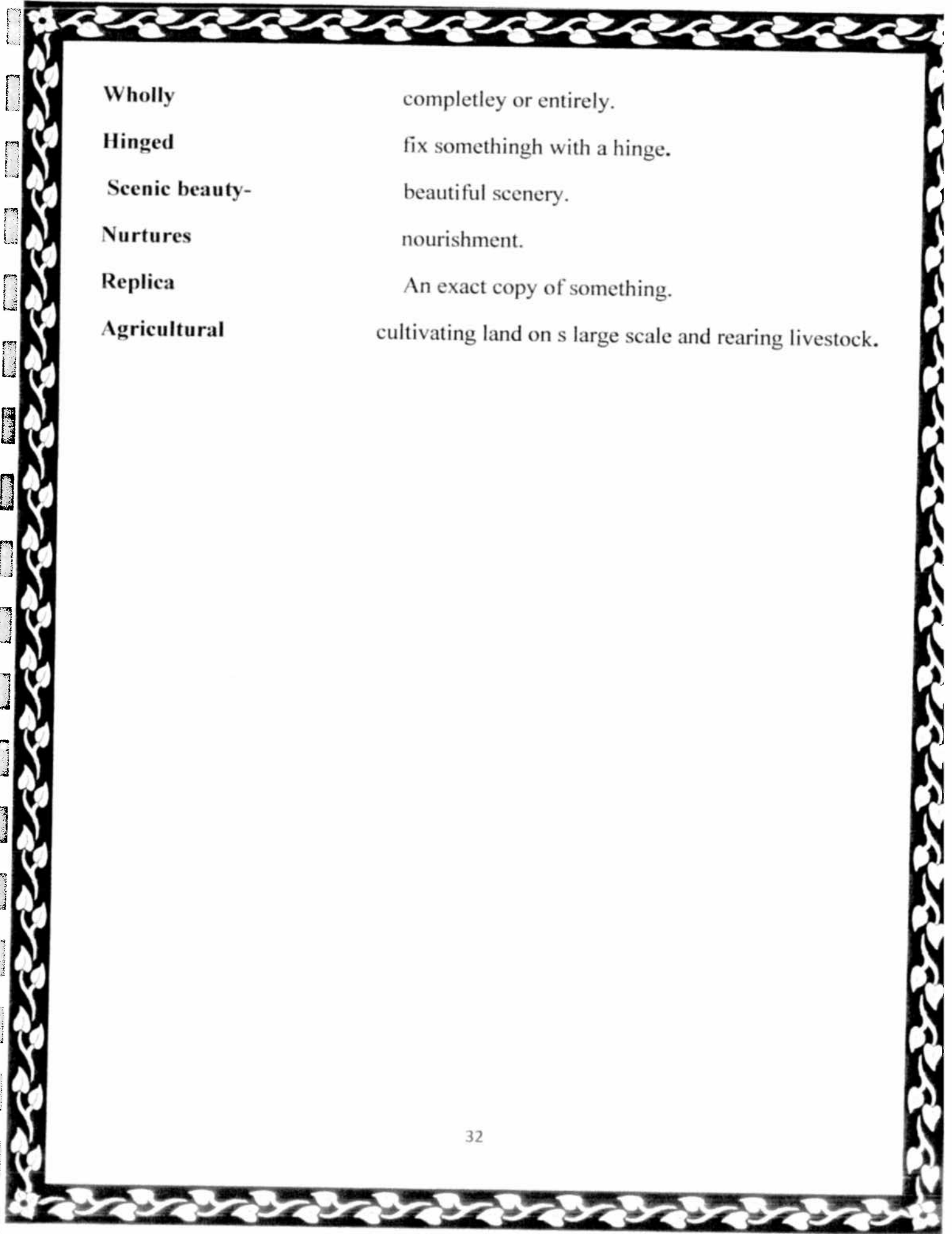
When I first heard that we have to write a reflective journal which is a part of the SBA, I was quite alarmed because I thought that was not necessary and I wasn't interested. The idea never jumps to me and I did not see the point but as I continued in fifth form and completed my sba pieces. I realized that the journal was quite interesting to write and express my feelings.

I also realized writing the journal can help me in life and open other doors/areas for me in the art world. Art has helped me to observe objects keenly and has built up my imagination to attain a wider perspective.

# **Defination of Terms**

### Defination of Terms

<b>Interweaving –</b>	wrapping around and through.
<b>Portray</b>	a picture of a person or animals.
<b>Myraid</b>	very many; countless.
<b>Evocative</b>	produce or inspire a memory or feeling etc.
<b>Showacasing</b>	a situation or setting in which something can be presented.
<b>Three-dimensional</b>	having three dimensions (length, width, and height or depth).
<b>Observational</b>	observing or watching.
<b>Tone drawing</b>	dealing with the different shade either colour or pencil.
<b>Exotic</b>	very unusual, from another part of the word.
<b>Assortment</b>	a mixed collection of things.
<b>Sprawling</b>	spread out loosely or untidely.
<b>Foliage</b>	the leaves of a tree or pants.
<b>Intertwining-</b>	to twist or twine several strands together.
<b>Paraphernalia</b>	numerous pieces of equipement, belonging, etc.



<b>Wholly</b>	completley or entirely.
<b>Hinged</b>	fix somethingh with a hinge.
<b>Scenic beauty-</b>	beautiful scenery.
<b>Nurtures</b>	nourishment.
<b>Replica</b>	An exact copy of something.
<b>Agricultural</b>	cultivating land on s large scale and rearing livestock.

# **Bibliography**

## Bibliography

Carter Harman

The West Indies, Canada: Time Inc, 1966

Carlo Valtrain

Hation Art Online – for images.

Thomas Nelson and Sons Ltd

Revised edition, London: Design and Patents  
Act, 1988.

Internet searches

Google .com

Google images

bing.com

Yahoo.com

Wikipedia

## **‘Showcasing Agriculture Through the Visual Arts’**

### **1. (a) VISUAL PRESENTATION- Cover**

This section was marked out of a total of 5 as follows:

Visual Impact	1 mark
Cover Design	2 marks
Layout	2 marks

Visual impact for this cover was good. The design was very neat and colorful. The cover design was very appropriate and relevant to the theme. All the images were related to ‘Agriculture’.

There was excellent use of the design elements. The candidate had good control of the medium and displayed excellent knowledge of lines, shapes, colors and also the use of space. Overall, the design was cohesive and attractive.

### **(b) PRESENTATION OF JOURNAL**

This section was marked out of a total of 10 as follows:

Creativity	3 marks
Neatness	2 marks
Cohesive Layout	5 marks

The overall presentation of the journal must be creative and innovative. The pages must be exciting and inviting. The overall presentation must be neat and display cohesiveness throughout. The visual aspects must support the theme throughout.

The presentation of this Journal was highly effective and creative. (Pages 1-35). The images were aptly suited to the theme and the expressive forms being explored. The visual content on each page was of a good quality and well organized with text and illustrations. The border on each page complemented the design throughout, and was related to the theme, ‘Agriculture’.

The overall neatness and presentation of this journal was excellent.

### **(c) PRESENTATION OF VISUALS**

This section is marked out of a total of 7 marks

The visual material in the journal must be relevant to the themes.

They must be sufficient to explain, support and identify concepts and themes. Materials can include but are not limited to: illustrations, photographs samples and preparatory drawings. Any embellishment and decorative elements must relate to the concepts in the journal and not just added to make it 'pretty'. The illustrations, photographs and samples are to be neatly presented and properly identified and labeled. This should include for example: name of the artist, item, artwork or technique, the medium and or materials being used, the size of the work, where applicable and the year it was produced, where applicable.

The presentation of the visual elements in this journal was excellent. (pages 1-35). There was a design element creating a border on each page. This related to the theme of 'Agriculture'. All the illustrations were adequate and related to the theme and expressive forms. The illustrations throughout the journal were of a high quality and were neatly labeled and identified. The artworks were clearly identified with the name of the piece and that of the artist. The size, medium and year of completion were also identified. On page 9, this candidate showed the work in progress which illustrated the exploration of different arrangements of the objects — in this case fruits and vegetables. A completed work was shown on page 10. On pages 12, 14, 16, 17, 19 and 20 were excellent illustrations of the candidate's work.

#### (d) SAMPLES OF ARTISTS' OR ARTISANS' WORK

This section was marked out of a total of 10 marks. The candidate must include in this section a minimum of 5 samples of the work of an artist or artisan; which could include actual samples of work, photographs or illustrations. The samples should be sufficient and relevant to the theme and the candidates' own work. The samples must be of a good quality and relevant to the concepts, themes, techniques or subject matter being explored in the journal. If the samples are in the form of photographs, the subject matter must be clearly visible and identifiable. They must also be properly labeled.

The samples of the artist's work provided on pages 24 were relevant to the theme. This artist, seen on page 23, produces paintings with an agricultural theme using paint and mixed-media. So, the selection of this artist was very relevant. The samples on page 24, 'Bread and Banana, 'Pineapple' and 'Sugarcane and Banana'', were of a very high quality, but could have been more comprehensively labeled to include size, medium and date completed. The candidate must always keep in mind the fact that the persons who will be marking their work are not necessarily familiar with all the information that is being presented in the journal. So, it would be wise to explain, identify and illustrate all concepts and themes as comprehensively as possible. This is also standard practice in the Visual Arts.

#### (e) CANDIDATES' SAMPLES

This section was marked out of a total of 30 points.

In this section, the candidates must include a minimum of 5 samples for **each expressive form being studied**.

Each sample was marked out of maximum of 3 as follows:

Craftsmanship — proficient in choice of materials, meets conventional standards, some innovation seen relative to theme/task for 1 mark.

Design and Composition — good use of design elements, line, colour, shape, mass, principles of design suited for purpose for 1 mark.

Originality — good or novel ideas. Samples were innovative and effective for 1 mark.

Some misunderstanding of the requirements for this section resulted in some candidates submitting 3 samples for each expressive form rather than the required 5.

Candidates are required to submit 5 samples per expressive form.

This candidate's samples were excellent. See pages 12, 14, 16 and 17. They demonstrated a high level of skill in using the media selected. The compositions were excellent and also original. It was obvious that the candidate developed a high level of knowledge and skill of the elements and principles of good design. All of the candidate's samples were relevant to the theme.

On page 12, the name of the piece is 'Breakfast from the Farm'. The theme is relevant to that of the journal, which is 'Showcasing Agriculture Through the Visual Arts'. The presentation of the stages of development was excellent. The selection of the various objects in terms of size, texture, form and colour was given much thought. This candidate demonstrated a high level of knowledge and skill in creating mass and form, as seen in the portrayal of the banana, eggs and slices of oranges. The arrangement of the objects on the surface was excellent, and the appropriate shadows were cast by the objects unto the surface. The candidate demonstrated a high level of skill in using the media, which in this instance is a variety of pencil crayons.

On page 14, the composition is entitled, 'Backyard Gardening'. This theme is also relevant to the title of the journal. This is another excellent composition, with a range of objects demonstrating a variety of colour, texture, size and form. This piece demonstrates an excellent use of space. The placement of the objects creates interest and use of colour forces the viewer's eyes to move around the piece. This candidate has succeeded in achieving three dimensionality and perspective in the individual objects as well as in the total composition. It is clear that this candidate has explored a wide range of materials and techniques related to the Expressive Form: Drawing.

On page 16, two preparatory studies for the painting and mixed media piece entitled, 'Mother Nature's Warmth' were presented. The candidate explored the use and combination of techniques such as airbrushing, paint and crayons. The piece was very creative and original. The candidate again demonstrated a high level of skill in using the medium. The composition was good, and drawing skills were excellent. There was a good sense of form and depth and perspective.

#### Theoretical Content

This section is marked out of a total of 28.

(a) Appropriateness of Title	1 mark
Communication of information using correct grammar and appropriate jargon	2 marks
Legibility	1 mark

The title of the journal, 'Showcasing Agriculture Through the Visual Arts', was very appropriate. It was a broad enough title to encompass and explore both expressive forms studied by the candidate. It was appropriate to the theme. The content of the journal, both visual and text, was related to the title.

The candidate made excellent use of correct vocabulary and artistic jargon. The topic was fully explored and articulated. All processes, concepts and exploratory work were successfully articulated. Each page of the journal was neat and legible. An appropriate font was used, and the decorations and illustrations did not obscure the text in any way.

(b) Content (Historical, cultural, contemporary)	6 marks
Historical	2 marks
Cultural	2 marks
Contemporary	2 marks

This candidate did an excellent job of giving the background for the connection between art and agriculture. This theme is evident throughout the journal. The still life compositions and mixed media compositions were all connected and related to agriculture and the arts. The historical stage was set on page 5, when the candidate speaks to the fact that the theme, 'Agriculture' has been explored by many artists throughout the centuries. The theme is also placed in the Caribbean context with a brief outline of the history of the islands and the link and dependency on agriculture. It also links the rich flora and fauna of the islands to the theme.

The candidate introduced both expressive forms studied and how the theme would be related to exploration in both (page 6).

(c) Data Gathering Processes 8 marks

Relevance of sources 3 marks

Appropriate range of sources 2 marks

Information gathering techniques 3 marks

This candidate utilized a range of sources including books and the Internet. For both drawing and painting and mixed media the candidate demonstrated a good grasp of a variety of medium and techniques with which to explore the theme. There was also evidence of a good grasp of artistic vocabulary and jargon related to both expressive forms.

Overall, the data throughout the journal was sufficient and related to the theme.

Critical Analysis 10 marks

Critique of own work and work of others 3 marks

Reflections 5 marks

Organization and relevance of information 2 marks

This candidate did not fully critique his/her own work. The information following each piece of work on pages 12, 14, and 17 was more description of process than critique. Some attempt was made to critique the work of the artist, Carlo Valtrain, on pages 24, 25, and 26 but this needed to be more in depth and comprehensive.

There were some insightful reflections on page 29. Again this could have had more substance, and could have been expanded to really give more insight into the total process and experiences. The candidate could have expounded on the journey. They could have spent some time comparing, contrasting and coming to personal opinions. Overall, this section, pages 24–29, was a fair interpretation of information gathered.

Overall this was a very good Reflective Journal.